

2022 ROGER MILLS COUNTY ASSESSOR'S OFFICE REPORT TO THE EXCISE BOARD

08/02/2022

City/Village									
DISTRICT	DESCRIPTION	PERSONAL PROPERTY	REAL PROPERTY	PUBLIC SERVICE	TOTAL VALUATION	HOMESTEAD EXEMPTIONS	OTHER EXEMPTIONS	NET VALUATION	
I-66M	Town of Hammon	73,238	1,363,384	185,165	1,621,787	76,250	6,263	1,539,274	
I-6M	Town of Reydon	37,604	360,439	78,670	476,713	18,979	0	457,734	
I-7C	Town of Strong City	0	147,577	0	147,577	14,000	0	133,577	
I-7M	City of Cheyenne	1,158,480	2,938,255	924,885	5,021,620	132,000	0	4,889,620	
CITY/VILLAGE TOTAL VALUATION		1,269,322	4,809,655	1,188,720	7,267,697	241,229	6,263	7,020,205	

County									
DISTRICT	DESCRIPTION	PERSONAL PROPERTY	REAL PROPERTY	PUBLIC SERVICE	TOTAL VALUATION	HOMESTEAD EXEMPTIONS	OTHER EXEMPTIONS	NET VALUATION	
C001	Roger Mills County	103,658,164	26,382,314	17,163,231	147,203,709	752,647	94,016	146,357,046	
COUNTY TOTAL VALUATION		103,658,164	26,382,314	17,163,231	147,203,709	752,647	94,016	146,357,046	

Fire-District									
DISTRICT	DESCRIPTION	PERSONAL PROPERTY	REAL PROPERTY	PUBLIC SERVICE	TOTAL VALUATION	HOMESTEAD EXEMPTIONS	OTHER EXEMPTIONS	NET VALUATION	
E001	EMS	97,940,670	24,427,133	15,763,896	138,151,699	705,647	94,016	137,352,036	
E002	EMS - Leedeey	5,717,494	1,955,181	1,379,335	9,052,010	47,000	0	9,005,010	
FIRE-DISTRICT TOTAL VALUATION		103,658,164	26,382,314	17,163,231	147,203,709	752,647	94,016	146,357,046	

School

DISTRICT	DESCRIPTION	PERSONAL PROPERTY	REAL PROPERTY	PUBLIC SERVICE	TOTAL VALUATION	HOMESTEAD EXEMPTIONS	OTHER EXEMPTIONS	NET VALUATION	
S017	Cheyenne	36,930,504	10,917,535	5,768,913	53,616,952	344,000	67,588	53,205,364	
S013	Leedeey	5,717,494	1,955,181	1,379,335	9,052,010	47,000	0	9,005,010	
S016	Reydon	18,408,262	4,743,440	5,487,545	28,639,247	127,479	5,669	28,506,099	
S115	Sweetwater	12,360,512	2,123,875	817,514	15,301,901	37,918	0	15,263,983	
S166	Hammon	21,362,242	5,658,371	2,664,788	29,675,401	165,250	20,759	29,489,392	
SJ2V	Merritt	591,327	131,839	34,306	757,472	3,000	0	754,472	
SJ31	Sayre	7,698,335	715,344	795,752	9,209,431	26,000	0	9,183,431	
SJ6V	Elk City	599,488	136,729	215,078	951,295	2,000	0	949,295	

SCHOOL TOTAL VALUATION		103,658,164	26,382,314	17,163,231	147,203,709	752,647	94,016	146,357,046	
-------------------------------	--	--------------------	-------------------	-------------------	--------------------	----------------	---------------	--------------------	--

2022 ROGER MILLS COUNTY ASSESSOR'S OFFICE REPORT TO THE EXCISE BOARD


08/02/2022

Vo-Tech								
DISTRICT	DESCRIPTION	PERSONAL PROPERTY	REAL PROPERTY	PUBLIC SERVICE	TOTAL VALUATION	HOMESTEAD EXEMPTIONS	OTHER EXEMPTIONS	NET VALUATION
V012	Western Tech Center	42,601,904	8,766,158	4,527,438	55,895,500	234,168	20,759	55,640,573
VO-TECH TOTAL VALUATION		42,601,904	8,766,158	4,527,438	55,895,500	234,168	20,759	55,640,573

I, Sarah Batterton, Assessor of Roger Mills County Oklahoma, do hereby certify that the foregoing is a true and correct statement of valuations for Real Estate, Personal Property, Public Service and Homestead Exemptions as certified by the State Board of Equalization and shown by the records in the County Assessor's office name and affixed the seal of the County Assessor's office on this day of 08/02/2022.

State of Oklahoma)
) SS
Roger Mills County)

Sarah Batterton



Sarah Batterton
County Assessor
Roger Mills County

I, Jymay Mcleod, County Clerk of Roger Mills County Oklahoma, do hereby certify that the above is a true, correct and complete list of the valuations of Oklahoma as certified by the Roger Mills County Assessor's office.

Jymay McLeod

Jymay Mcleod
County Clerk
Roger Mills County

Excise Board: *[Signature]*

Mike Wicker

8-5-22
Date


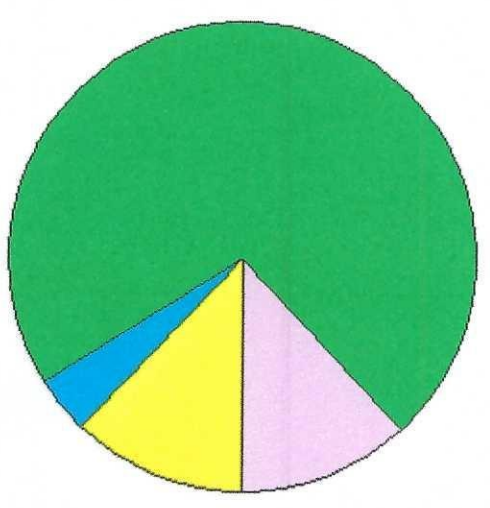


Real	Count	Value
Agricultural	15	962
Commercial	42	192,502
Residential	332	1,169,920
Total Real Value	389	1,363,384
Homestead	74	76,250
Veteran	1	6,263
Other	0	0
Total Exempt	78	82,513
TIF Increment Value		
Net Assessed		1,280,871
Net Assessed Under Protest		
Senior Freeze	4	12,415
Capped Parcels	177	305,241

Personal	Count	Value
Agricultural	4	4,124
Commercial	14	62,209
Mobile Home	2	6,905
Total Personal	20	73,238
Total Exempt	0	0
TIF Increment Value		
Net Assessed		73,238
Net Assessed Under Protest		
Public Service	Count	Value
Total PS Value	6	185,165
TIF Increment Value		
Net Assessed		185,165

District Totals	
Total Gross Value	1,621,787
Homestead Loss	76,250
Other Exemption Loss	6,263
TIF Increment Value	
Retained TIF Value	
Net Assessed Value	1,539,274

Net Assessed Under Protest
 * Public Service Protests Values are not included on this report.


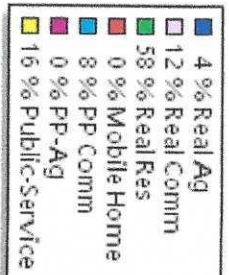
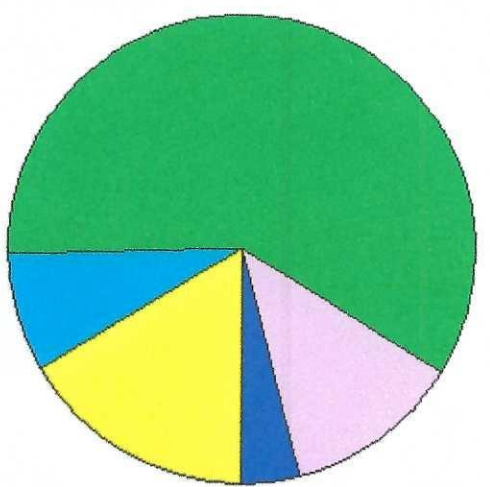


Real	Count	Value
Agricultural	3	21,997
Commercial	31	60,225
Residential	114	278,217
Total Real Value	148	360,439
Homestead	19	18,979
Veteran	0	0
Other	0	0
Total Exempt	19	18,979
TIF Increment Value		
Net Assessed		341,460
Net Assessed Under Protest		
Senior Freeze	0	0
Capped Parcels	70	108,448
Personal	Count	Value
Agricultural	4	3,184
Commercial	6	34,420
Mobile Home	0	0
Total Personal	10	37,604
Total Exempt	0	0
TIF Increment Value		
Net Assessed		37,604
Net Assessed Under Protest		
Public Service	Count	Value
Total PS Value	4	78,670
TIF Increment Value		
Net Assessed		78,670

District Totals	
Total Gross Value	476,713
Homestead Loss	18,979
Other Exemption Loss	0
TIF Increment Value	
Retained TIF Value	
Net Assessed Value	457,734

Net Assessed Under Protest

* Public Service Protests Values are not included on this report.



Real	Count	Value
Agricultural	4	2,208
Commercial	0	0
Residential	132	145,369
Total Real Value	136	147,577
Homestead	14	14,000
Veteran	0	0
Other	0	0
Total Exempt	14	14,000

TIF Increment Value

Net Assessed 133,577

Net Assessed Under Protest

Senior Freeze	2	12,684
Capped Parcels	20	22,878

Personal Count Value

Agricultural	0	0
Commercial	0	0
Mobile Home	0	0
Total Personal	0	0
Total Exempt	0	0

TIF Increment Value

Net Assessed 0

Net Assessed Under Protest

Public Service	Count	Value
Total PS Value	0	0

TIF Increment Value

Net Assessed 0

District Totals

Total Gross Value	147,577
Homestead Loss	14,000
Other Exemption Loss	0



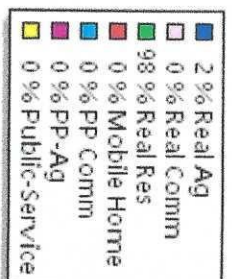

TIF Increment Value

Retained TIF Value

Net Assessed Value 133,577

Net Assessed Under Protest

* Public Service Protests Values are not included on this report.



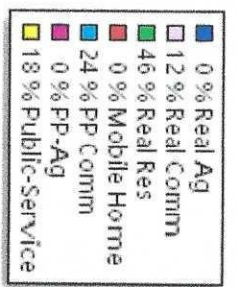
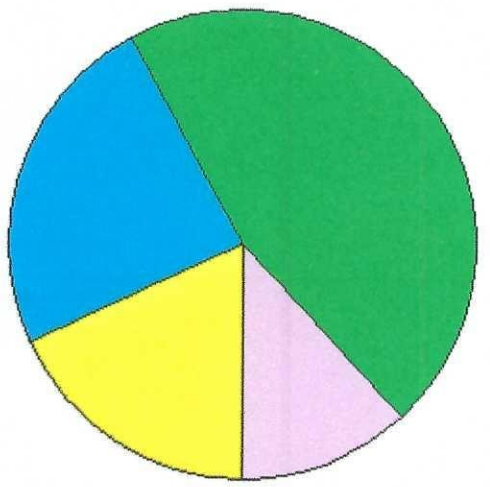


Real	Count	Value
Agricultural	1	342
Commercial	95	589,275
Residential	490	2,348,638
Total Real Value	586	2,938,255
Homestead	133	132,000
Veteran	0	0
Other	0	0
Total Exempt	133	132,000
TIF Increment Value		
Net Assessed		2,806,255
Net Assessed Under Protest		
Senior Freeze	4	7,804
Capped Parcels	232	464,716
Personal	Count	Value
Agricultural	9	4,994
Commercial	79	1,218,617
Mobile Home	5	15,226
Total Personal	93	1,238,837
Total Exempt	1	80,357
TIF Increment Value		1,158,480
Net Assessed Under Protest		
Public Service	Count	Value
Total PS Value	10	924,885
TIF Increment Value		
Net Assessed		924,885

District Totals	
Total Gross Value	5,101,977
Homestead Loss	132,000
Other Exemption Loss	80,357
TIF Increment Value	
Retained TIF Value	
Net Assessed Value	4,889,620

Net Assessed Under Protest

* Public Service Protests Values are not included on this report.



Real	Count	Value
Agricultural	4,514	16,073,343
Commercial	269	1,649,732
Residential	1,684	8,659,239
Total Real Value	6,467	26,382,314
Homestead	755	752,647
Veteran	10	94,016
Other	0	0
Total Exempt	768	846,663

TIF Increment Value		
Net Assessed		25,535,651
Net Assessed Under Protest		
Senior Freeze	21	86,243
Capped Parcels	1,663	3,696,754

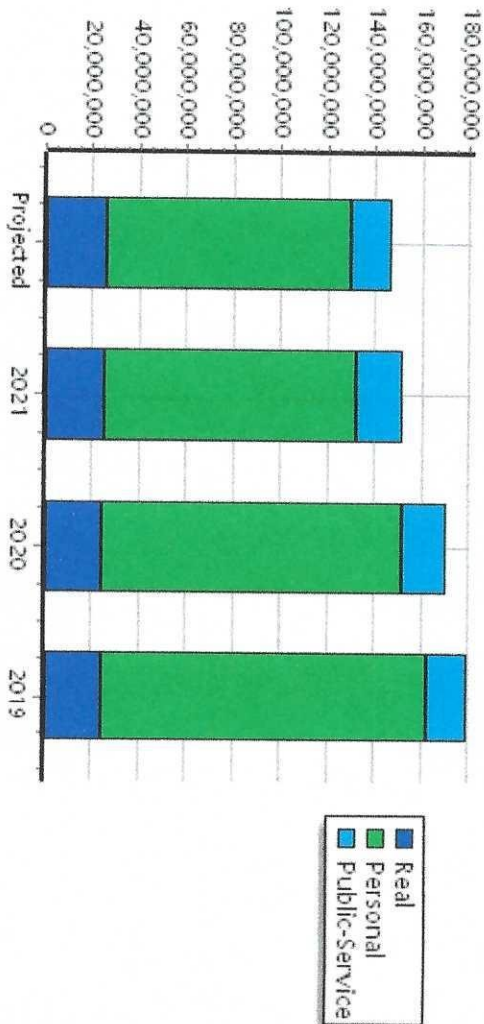
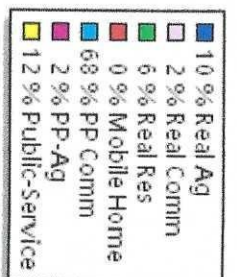
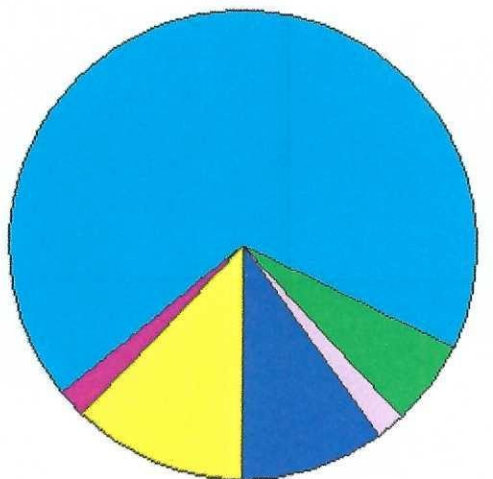
Personal	Count	Value
Agricultural	604	2,882,636
Commercial	393	100,529,819
Mobile Home	75	326,066
Total Personal	1,072	103,738,521
Total Exempt	1	80,357
TIF Increment Value		103,658,164

Net Assessed Under Protest		
Public Service	Count	Value
Total PS Value	113	17,163,231
TIF Increment Value		17,163,231

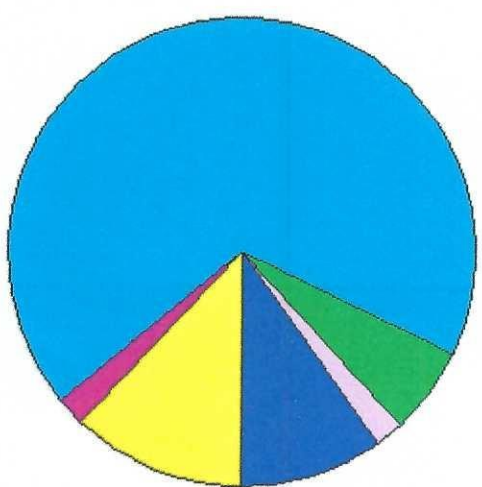
District Totals	
Total Gross Value	147,284,066
Homestead Loss	752,647
Other Exemption Loss	174,373
TIF Increment Value	
Retained TIF Value	
Net Assessed Value	146,357,046

Net Assessed Under Protest

* Public Service Protests Values are not included on this report.

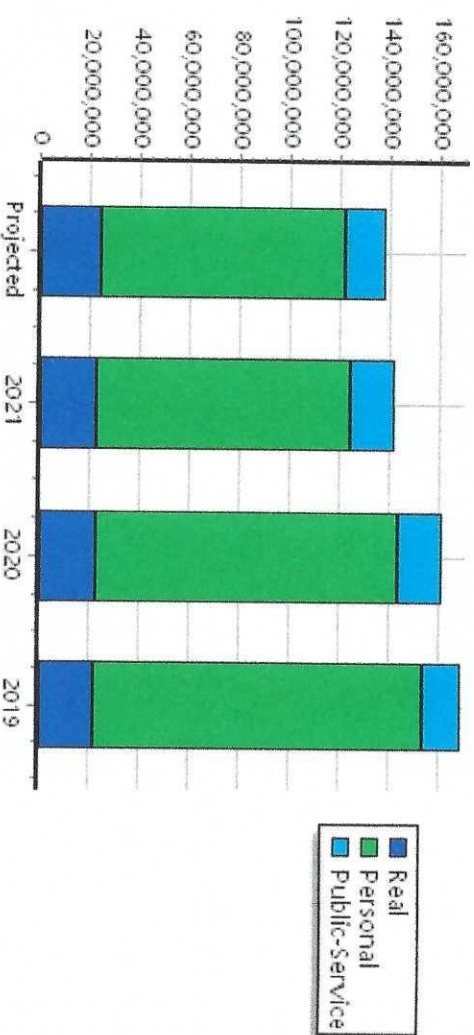


Real	Count	Value
Agricultural	3,905	14,426,033
Commercial	264	1,636,394
Residential	1,653	8,364,706
Total Real Value	5,822	24,427,133
Homestead	708	705,647
Veteran	10	94,016
Other	0	0
Total Exempt	721	799,663
TIF Increment Value		
Net Assessed		23,627,470
Net Assessed Under Protest		
Senior Freeze	21	86,243
Capped Parcels	1,572	3,458,845



10 % Real Ag
2 % Real Comm
6 % Real Res
0 % Mobile Home
68 % PP Comm
2 % PP-Ag
12 % Public-Service

Personal	Count	Value
Agricultural	535	2,535,997
Commercial	362	95,177,136
Mobile Home	71	307,894
Total Personal	968	98,021,027
Total Exempt	1	80,357
TIF Increment Value		
Net Assessed		97,940,670
Net Assessed Under Protest		
Public Service	Count	Value
Total PS Value	104	15,783,896
TIF Increment Value		
Net Assessed		15,783,896



Real
Personal
Public-Service

District Totals	
Total Gross Value	138,232,056
Homestead Loss	705,647
Other Exemption Loss	174,373
TIF Increment Value	
Retained TIF Value	
Net Assessed Value	137,352,036
Net Assessed Under Protest	

* Public Service Protests Values are not included on this report.

Real	Count	Value
Agricultural	609	1,647,310
Commercial	5	13,338
Residential	31	294,533
Total Real Value	645	1,955,181
Homestead	47	47,000
Veteran	0	0
Other	0	0
Total Exempt	47	47,000

TIF Increment Value		
Net Assessed		1,908,181
Net Assessed Under Protest		
Senior Freeze	0	0
Capped Parcels	91	237,909

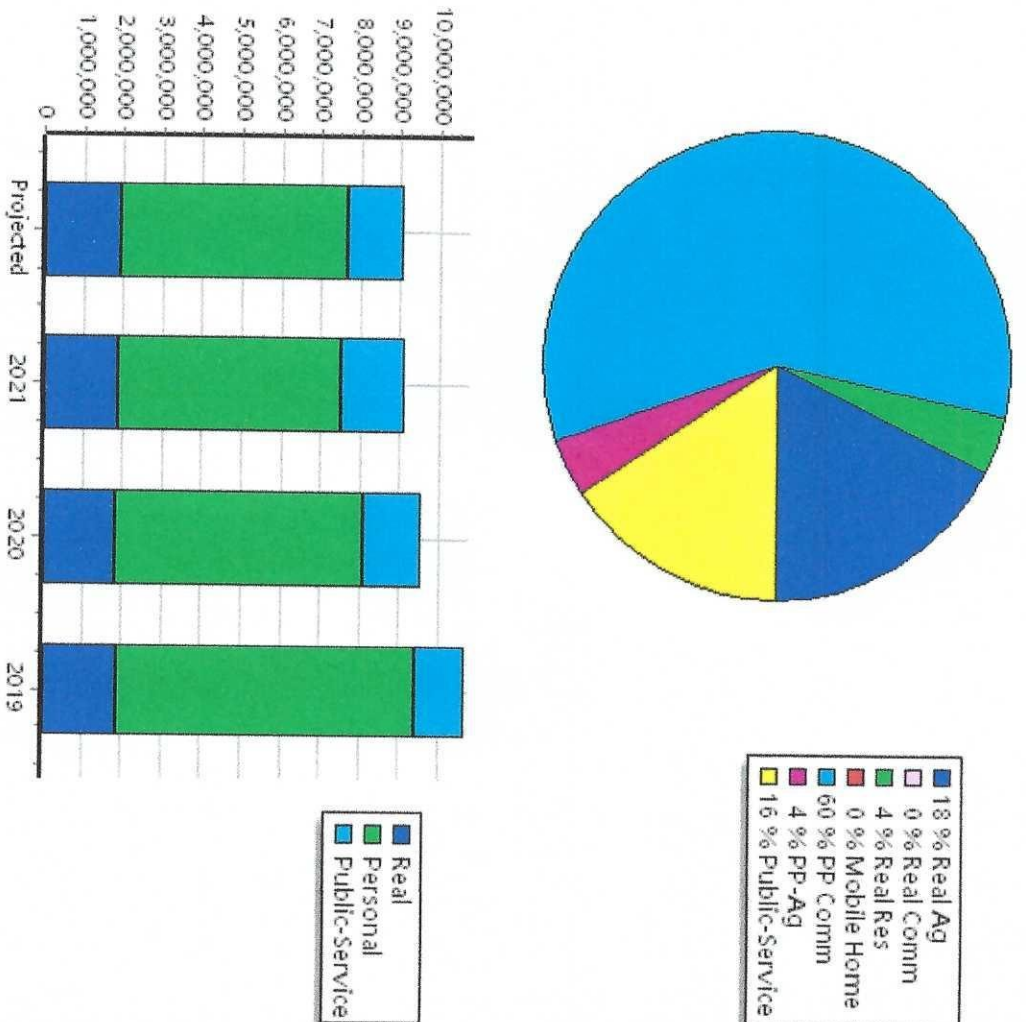
Personal	Count	Value
Agricultural	69	346,639
Commercial	31	5,352,683
Mobile Home	4	18,172
Total Personal	104	5,717,494
Total Exempt	0	0
TIF Increment Value		
Net Assessed		5,717,494

Net Assessed Under Protest		
Public Service	Count	Value
Total PS Value	9	1,379,335
TIF Increment Value		
Net Assessed		1,379,335

District Totals		
Total Gross Value		9,052,010
Homestead Loss		47,000
Other Exemption Loss		0
TIF Increment Value		
Retained TIF Value		
Net Assessed Value		9,005,010

Net Assessed Under Protest

* Public Service Protests Values are not included on this report.



Real	Count	Value
Agricultural	1,663	5,883,059
Commercial	129	846,503
Residential	828	4,187,973
Total Real Value	2,620	10,917,535
Homestead	346	344,000
Veteran	6	67,588
Other	0	0
Total Exempt	352	411,588

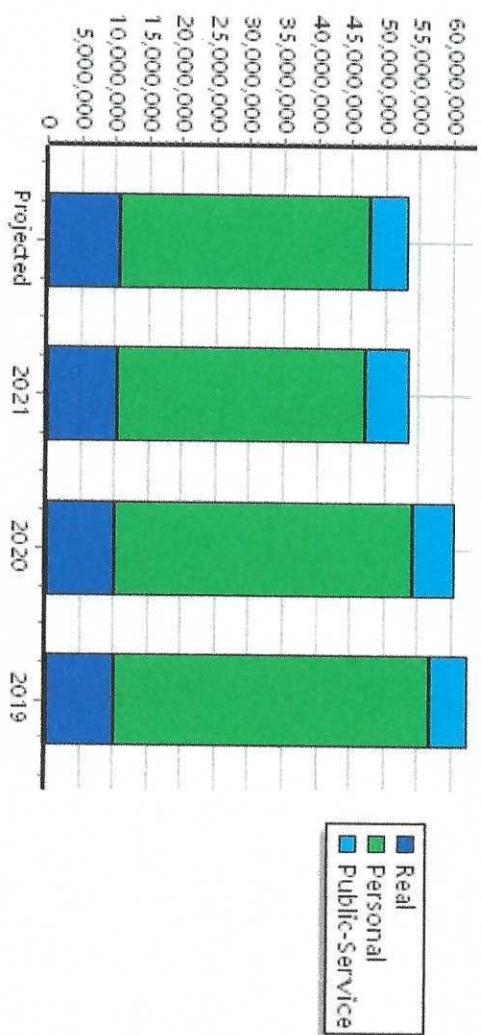
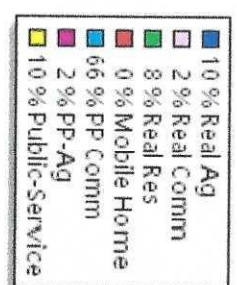
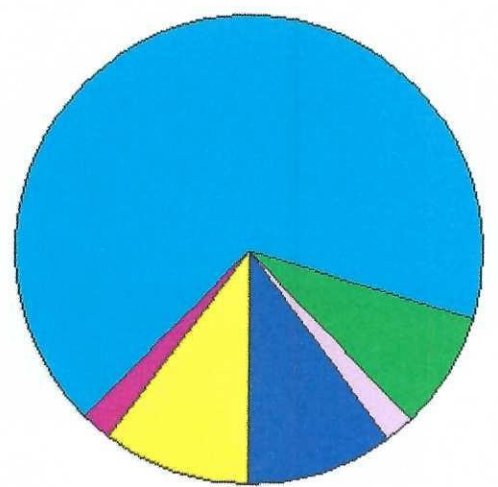
TIF Increment Value		
Net Assessed		10,505,947
Net Assessed Under Protest		
Senior Freeze	11	33,802
Capped Parcels	678	1,456,230

Personal	Count	Value
Agricultural	231	1,092,102
Commercial	161	35,745,814
Mobile Home	39	172,945
Total Personal	431	37,010,861
Total Exempt	1	80,357
TIF Increment Value		36,930,504
Net Assessed		36,930,504

Net Assessed Under Protest		
Public Service	Count	Value
Total PS Value	29	5,768,913
TIF Increment Value		5,768,913
Net Assessed		5,768,913

District Totals		
Total Gross Value		53,697,309
Homestead Loss		344,000
Other Exemption Loss		147,945
TIF Increment Value		
Retained TIF Value		
Net Assessed Value		53,205,364

Net Assessed Under Protest
 * Public Service Protests Values are not included on this report.



Real	Count	Value
Agricultural	609	1,647,310
Commercial	5	13,338
Residential	31	294,533
Total Real Value	645	1,955,181
Homestead	47	47,000
Veteran	0	0
Other	0	0
Total Exempt	47	47,000


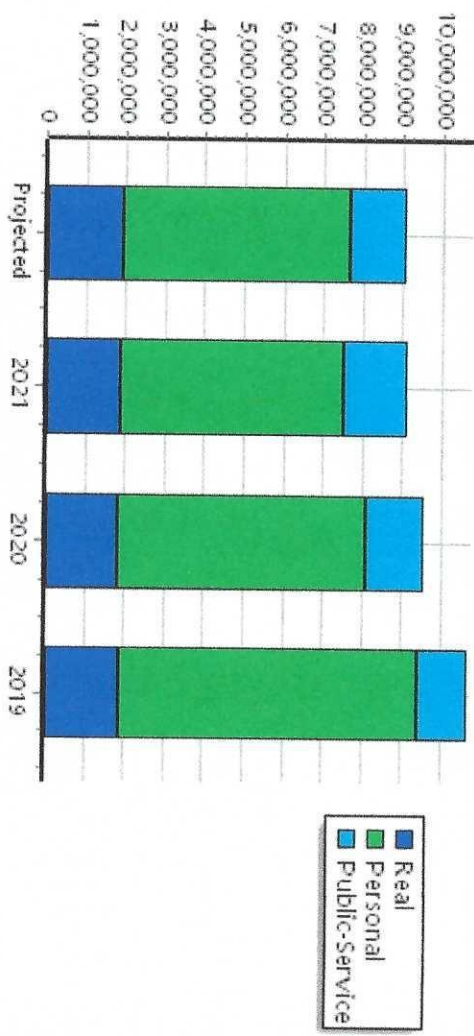
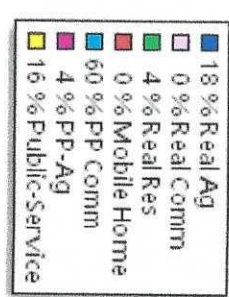
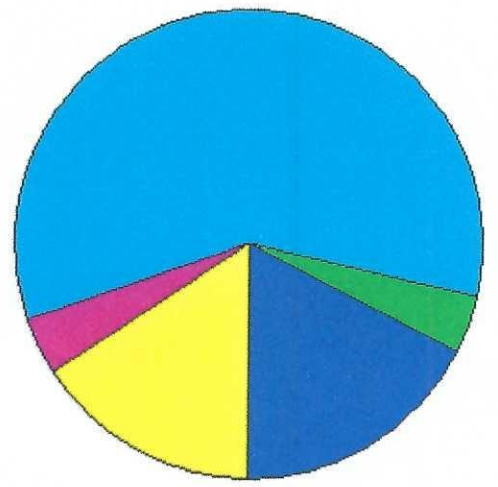
TIF Increment Value		
Net Assessed		1,908,181
Net Assessed Under Protest		
Senior Freeze	0	0
Capped Parcels	91	237,909

Personal	Count	Value
Agricultural	69	346,639
Commercial	31	5,352,683
Mobile Home	4	18,172
Total Personal	104	5,717,494
Total Exempt	0	0
TIF Increment Value		
Net Assessed		5,717,494

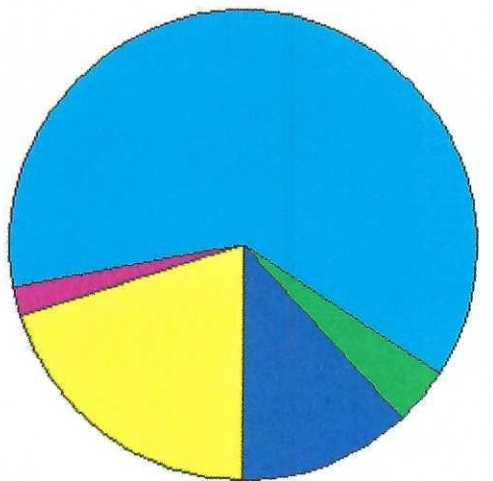
Net Assessed Under Protest		
Public Service	Count	Value
Total PS Value	9	1,379,335
TIF Increment Value		
Net Assessed		1,379,335

District Totals		
Total Gross Value		9,052,010
Homestead Loss		47,000
Other Exemption Loss		0
TIF Increment Value		
Retained TIF Value		
Net Assessed Value		9,005,010

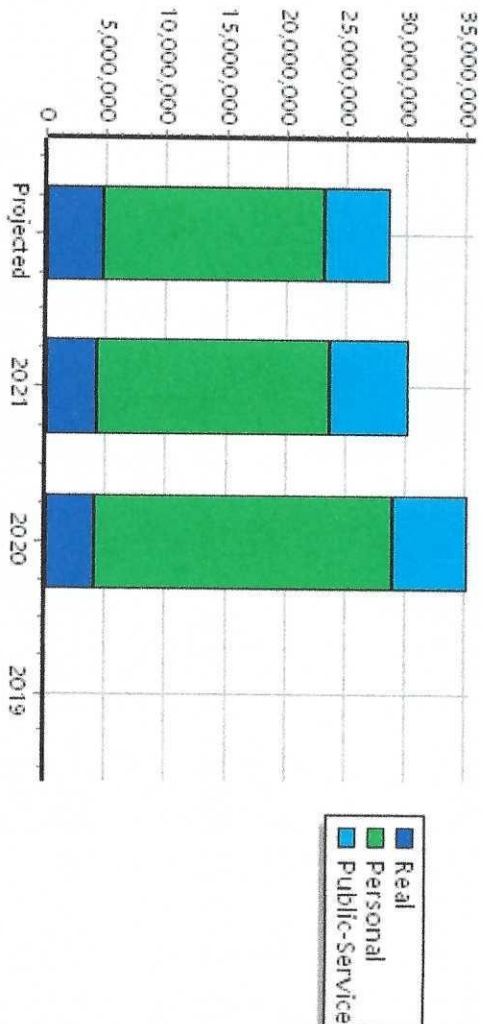
Net Assessed Under Protest
 * Public Service Protests Values are not included on this report.



Real	Count	Value
Agricultural	924	3,567,881
Commercial	53	146,791
Residential	237	1,028,768
Total Real Value	1,214	4,743,440
Homestead	129	127,479
Veteran	1	5,669
Other	0	0
Total Exempt	130	133,148
TIF Increment Value		
Net Assessed		4,610,292
Net Assessed Under Protest		
Senior Freeze	2	23,385
Capped Parcels	372	769,522



Personal	Count	Value
Agricultural	139	524,836
Commercial	61	17,821,001
Mobile Home	16	62,425
Total Personal	216	18,408,262
Total Exempt	0	0
TIF Increment Value		
Net Assessed		18,408,262
Net Assessed Under Protest		
Public Service		
Total PS Value	16	5,487,545
TIF Increment Value		
Net Assessed		5,487,545



District Totals

Total Gross Value	28,639,247
Homestead Loss	127,479
Other Exemption Loss	5,669
TIF Increment Value	
Retained TIF Value	
Net Assessed Value	28,506,099

Net Assessed Under Protest
 * Public Service Protests Values are not included on this report.

Real	Count	Value
Agricultural	344	1,542,662
Commercial	20	368,061
Residential	42	213,152
Total Real Value	406	2,123,875
Homestead	38	37,918
Veteran	0	0
Other	0	0
Total Exempt	38	37,918


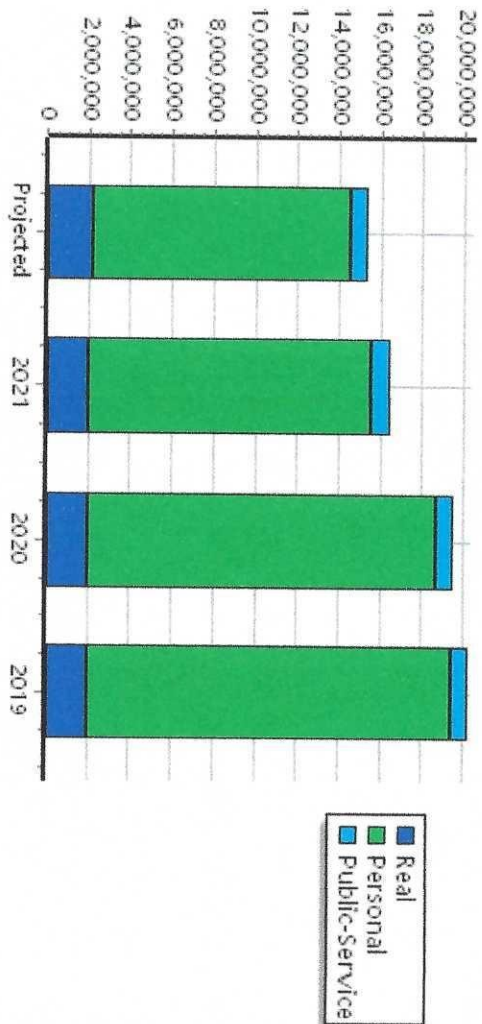
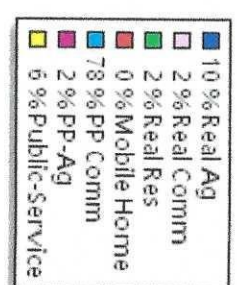
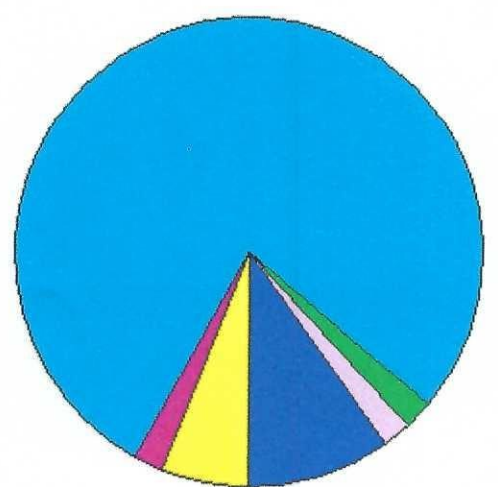
TIF Increment Value		
Net Assessed		2,085,957
Net Assessed Under Protest		
Senior Freeze	0	0
Capped Parcels	98	286,802

Personal	Count	Value
Agricultural	53	261,377
Commercial	46	12,084,715
Mobile Home	4	14,420
Total Personal	103	12,360,512
Total Exempt	0	0
TIF Increment Value		
Net Assessed		12,360,512

Net Assessed Under Protest		
Public Service	Count	Value
Total PS Value	15	817,514
TIF Increment Value		
Net Assessed		817,514

District Totals	
Total Gross Value	15,301,901
Homestead Loss	37,918
Other Exemption Loss	0
TIF Increment Value	
Retained TIF Value	
Net Assessed Value	15,263,983

Net Assessed Under Protest
 * Public Service Protests Values are not included on this report.



Real	Count	Value
Agricultural	786	2,706,912
Commercial	59	269,629
Residential	487	2,681,830
Total Real Value	1,332	5,658,371
Homestead	164	165,250
Veteran	3	20,759
Other	0	0
Total Exempt	170	186,009

TIF Increment Value

Net Assessed **5,472,362**

Net Assessed Under Protest

Senior Freeze 7 21,579
 Capped Parcels 372 833,262

Personal	Count	Value
Agricultural	81	575,864
Commercial	57	20,722,372
Mobile Home	9	54,006
Total Personal	147	21,352,242
Total Exempt	0	0

TIF Increment Value

Net Assessed **21,352,242**

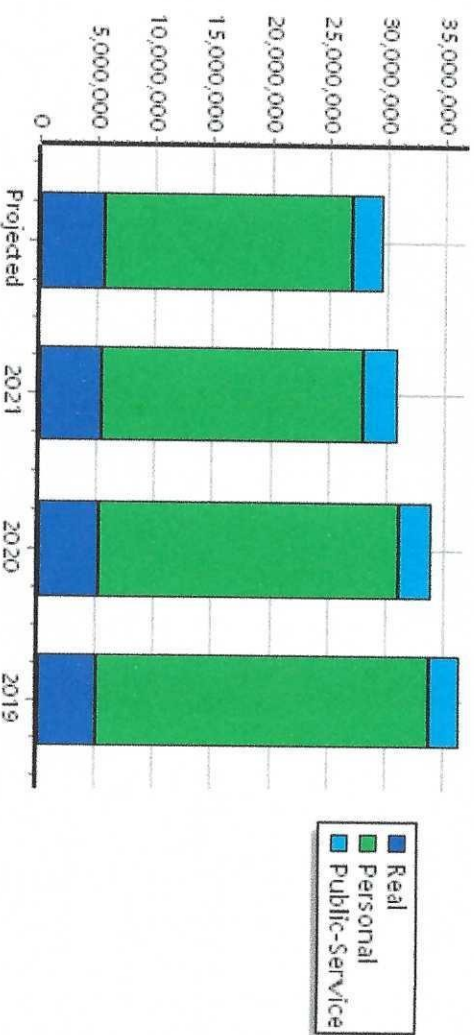
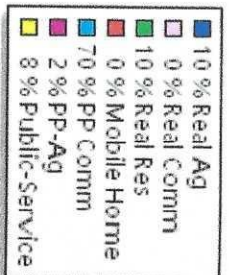
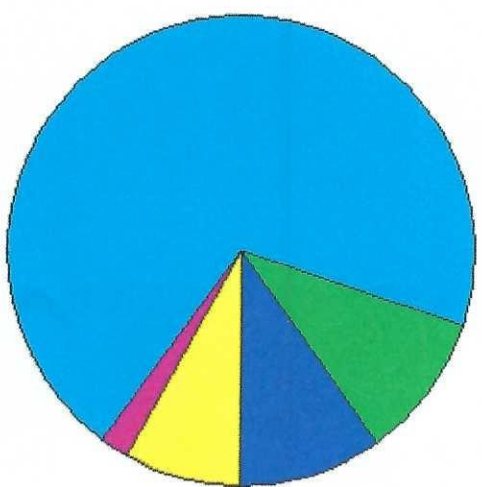
Net Assessed Under Protest

Public Service	Count	Value
Total PS Value	23	2,664,788
TIF Increment Value		
Net Assessed		2,664,788

District Totals	
Total Gross Value	29,675,401
Homestead Loss	165,250
Other Exemption Loss	20,759
TIF Increment Value	
Retained TIF Value	
Net Assessed Value	29,489,392

Net Assessed Under Protest

* Public Service Protests Values are not included on this report.



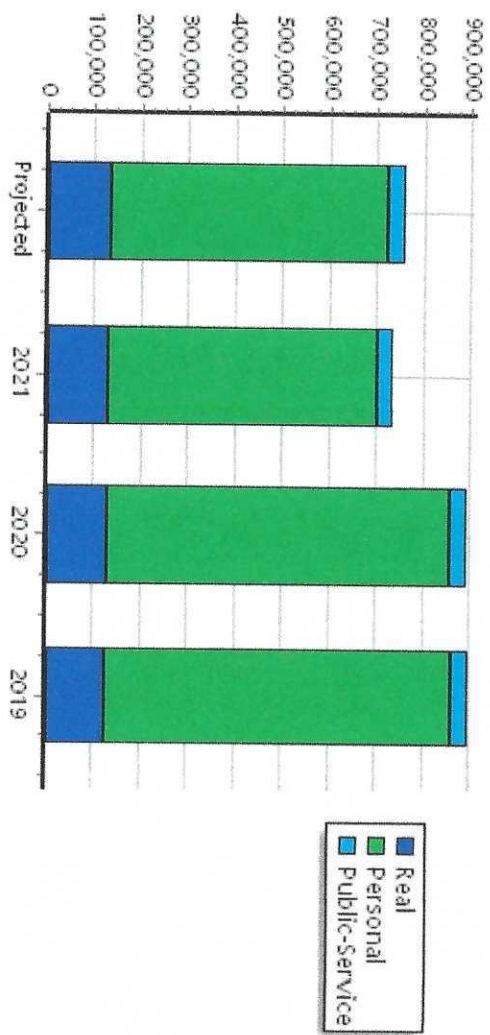
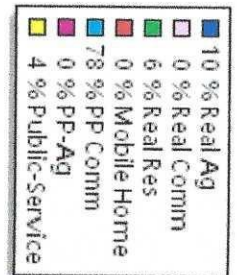
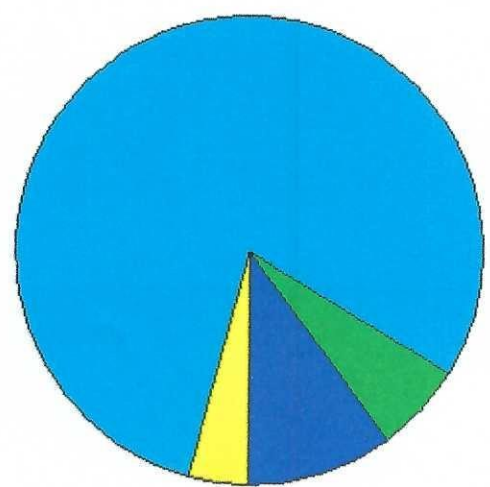
Real	Count	Value
Agricultural	18	82,525
Commercial	0	0
Residential	2	49,314
Total Real Value	20	131,839
Homestead	3	3,000
Veteran	0	0
Other	0	0
Total Exempt	3	3,000
TIF Increment Value		
Net Assessed		128,839
Net Assessed Under Protest		
Senior Freeze	0	0
Capped Parcels	4	5,968

Personal	Count	Value
Agricultural	1	1,978
Commercial	11	589,349
Mobile Home	0	0
Total Personal	12	591,327
Total Exempt	0	0
TIF Increment Value		
Net Assessed		591,327
Net Assessed Under Protest		
Public Service	Count	Value
Total PS Value	5	34,306
TIF Increment Value		
Net Assessed		34,306

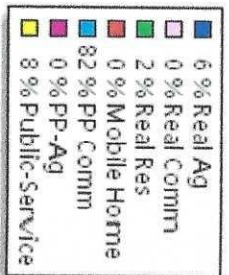

District Totals		
Total Gross Value		757,472
Homestead Loss		3,000
Other Exemption Loss		0
TIF Increment Value		
Retained TIF Value		
Net Assessed Value		754,472

Net Assessed Under Protest


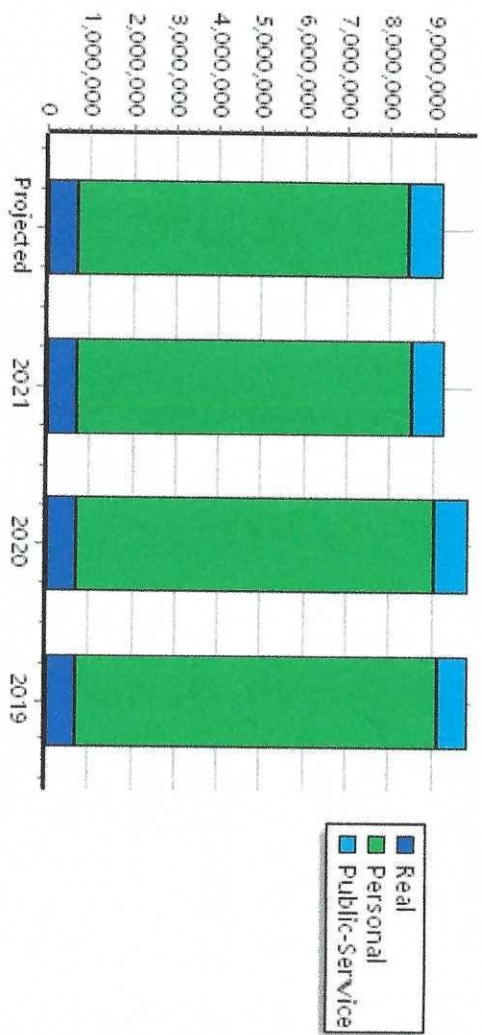
* Public Service Protest Values are not included on this report.



Real	Count	Value
Agricultural	143	545,199
Commercial	3	5,410
Residential	53	164,735
Total Real Value	199	715,344
Homestead	26	26,000
Veteran	0	0
Other	0	0
Total Exempt	26	26,000
TIF Increment Value		
Net Assessed		689,344
Net Assessed Under Protest		
Senior Freeze	1	7,477
Capped Parcels	42	91,522



Personal	Count	Value
Agricultural	26	58,924
Commercial	18	7,635,313
Mobile Home	3	4,098
Total Personal	47	7,698,335
Total Exempt	0	0
TIF Increment Value		
Net Assessed		7,698,335
Net Assessed Under Protest		
Public Service	Count	Value
Total PS Value	10	795,752
TIF Increment Value		
Net Assessed		795,752



District Totals

Total Gross Value	9,209,431
Homestead Loss	26,000
Other Exemption Loss	0
TIF Increment Value	
Retained TIF Value	
Net Assessed Value	9,183,431

Net Assessed Under Protest

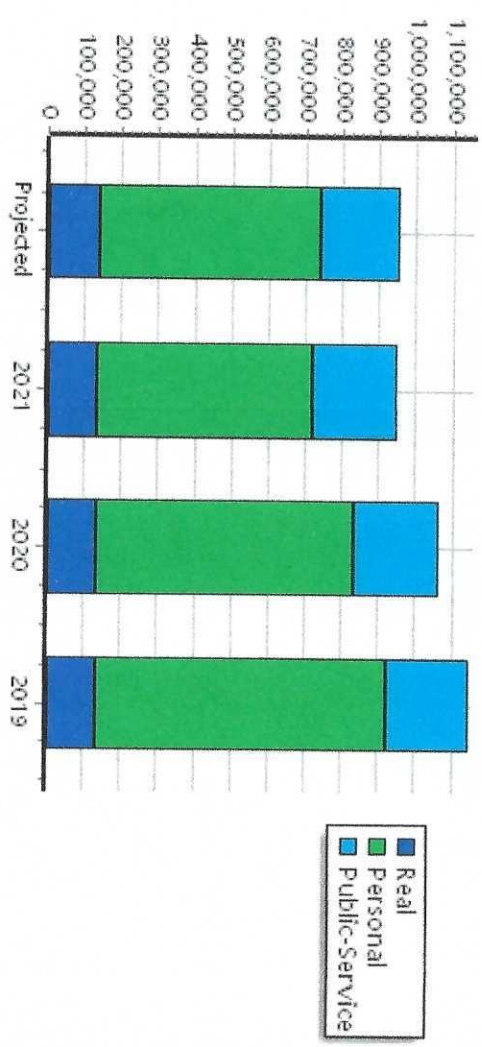
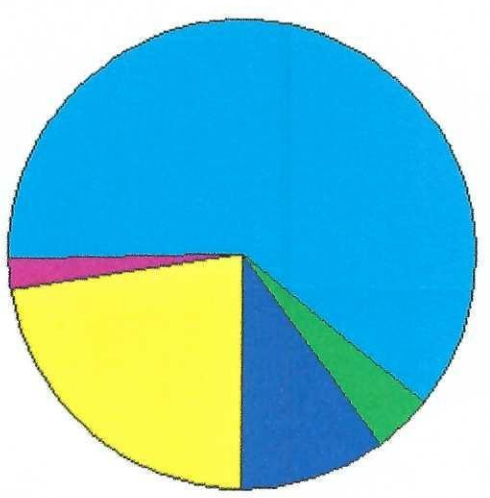
* Public Service Protests Values are not included on this report.

Real	Count	Value
Agricultural	27	97,795
Commercial	0	0
Residential	4	38,934
Total Real Value	31	136,729
Homestead	2	2,000
Veteran	0	0
Other	0	0
Total Exempt	2	2,000
TIF Increment Value		
Net Assessed		134,729
Net Assessed Under Protest		
Senior Freeze	0	0
Capped Parcels	6	15,539
Personal	Count	Value
Agricultural	4	20,916
Commercial	8	578,572
Mobile Home	0	0
Total Personal	12	599,488
Total Exempt	0	0
TIF Increment Value		
Net Assessed		599,488
Net Assessed Under Protest		
Public Service	Count	Value
Total PS Value	6	215,078
TIF Increment Value		
Net Assessed		215,078

District Totals	
Total Gross Value	951,295
Homestead Loss	2,000
Other Exemption Loss	0
TIF Increment Value	
Retained TIF Value	
Net Assessed Value	949,295

Net Assessed Under Protest

* Public Service Protests Values are not included on this report.



Real	Count	Value
Agricultural	1,318	4,975,093
Commercial	82	643,100
Residential	588	3,147,965
Total Real Value	1,988	8,766,158
Homestead	233	234,168
Veteran	3	20,759
Other	0	0
Total Exempt	239	254,927
TIF Increment Value		
Net Assessed		8,511,231
Net Assessed Under Protest		
Senior Freeze	8	29,056
Capped Parcels	522	1,233,093

Personal	Count	Value
Agricultural	165	919,059
Commercial	140	41,610,321
Mobile Home	16	72,524
Total Personal	321	42,601,904
Total Exempt	0	0
TIF Increment Value		
Net Assessed		42,601,904
Net Assessed Under Protest		
Public Service	Count	Value
Total PS Value	59	4,527,438
TIF Increment Value		
Net Assessed		4,527,438

District Totals	
Total Gross Value	55,895,500
Homestead Loss	234,168
Other Exemption Loss	20,759
TIF Increment Value	
Retained TIF Value	
Net Assessed Value	55,640,573
Net Assessed Under Protest	

* Public Service Protest Values are not included on this report.

